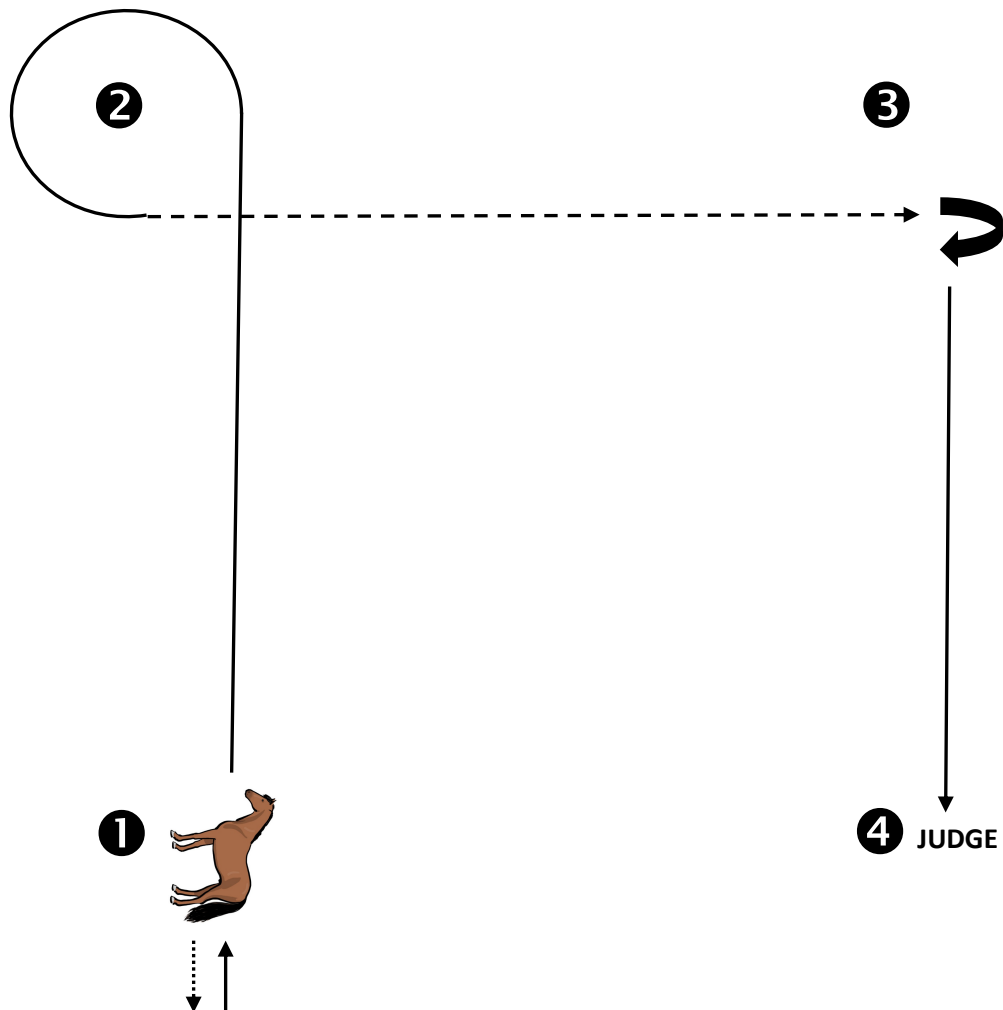


# Junior & Novice Showmanship

Judge: Kim Giglio

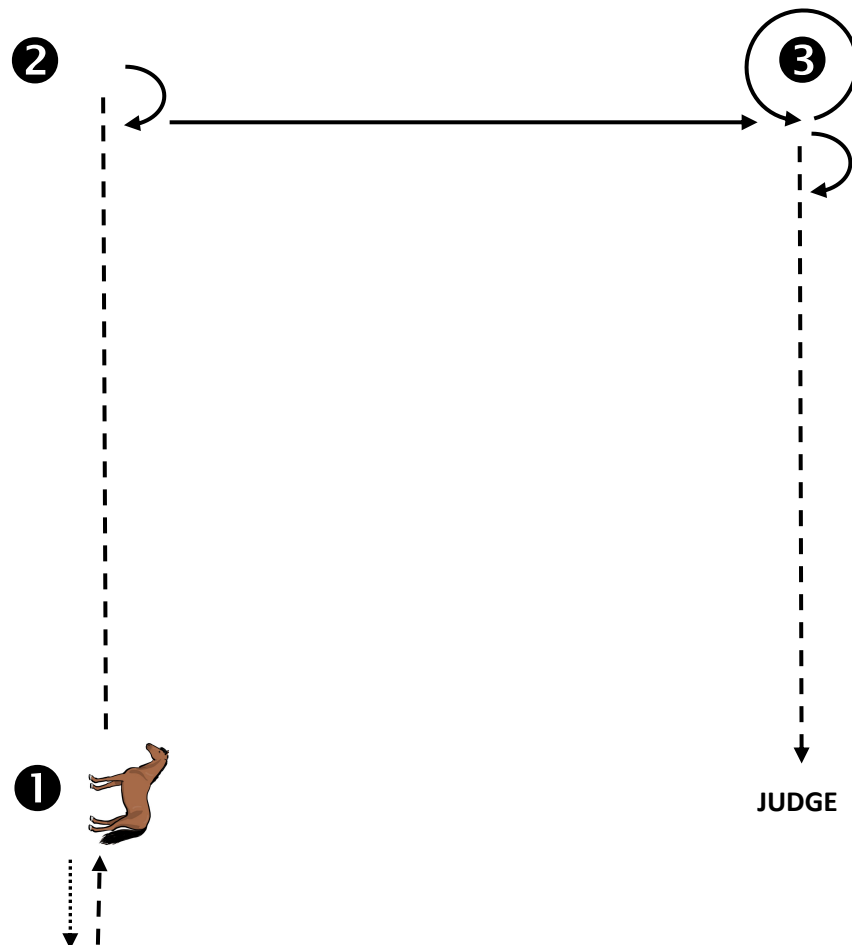


## Instructions

1. Be ready at Cone 1. When acknowledged, back four steps.
2. Immediately walk forward and continue to Cone 2.
3. Walk around Cone 2 then transition to a trot.
4. Continue to Cone 3.
5. Halt. Perform a 90-degree (1/4) right turn. (Haunch turn preferred.)
6. Walk a straight line to the judge.
7. Halt. Set up for inspection.
8. When excused, return to line as directed by the Ring Steward.

# Showmanship – Intermediate

Judge: Kim Giglio

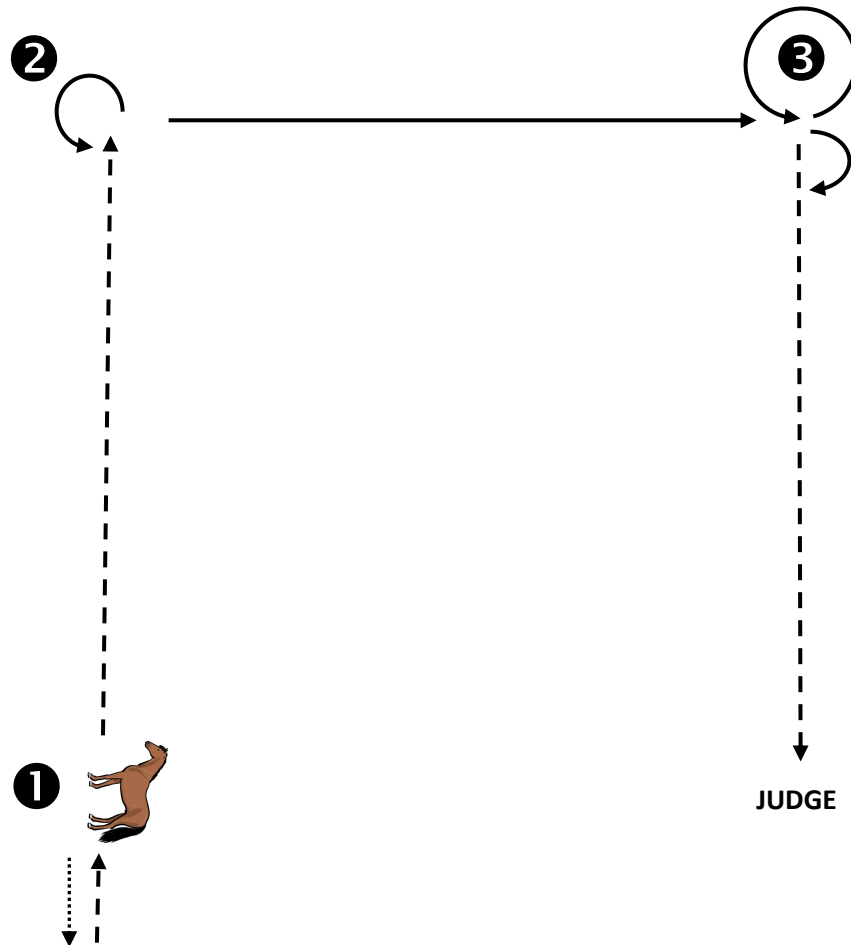


## Instructions

1. Be ready at Cone 1. When acknowledged, back six steps.
2. Immediately trot forward to Cone 2.
3. Halt. Perform a 90-degree (1/4) right haunch turn.
4. Walk briskly to Cone 3, continuing around the cone.
5. Halt. Then perform a 90-degree (1/4) right haunch turn.
6. Trot straight to judge.
7. Halt. Set up for inspection.
8. When excused, return to line as directed by the Ring Steward.

# Showmanship – Senior

Judge: Kim Giglio



## Instructions

1. Be ready at Cone 1. When acknowledged, back six steps.
2. Immediately trot forward to Cone 2.
3. Halt. Perform a 270-degree (3/4) left forehand turn.
4. Walk briskly to Cone 3, continuing around the cone.
5. Halt. Then perform a 90-degree (1/4) right haunch turn.
6. Trot straight to judge.
7. Halt. Set up for inspection.
8. When excused, return to line as directed by the Ring Steward.

1. At A, perform a 360-degree turn.
2. Trot to B. At B, turn right and trot a circle, about 30' in diameter.
3. At B, stop. Back three steps.
4. Walk to C and set up for inspection.
5. Judge will ask a question about the parts of the horse.
6. Exhibitor is excused to line up.

