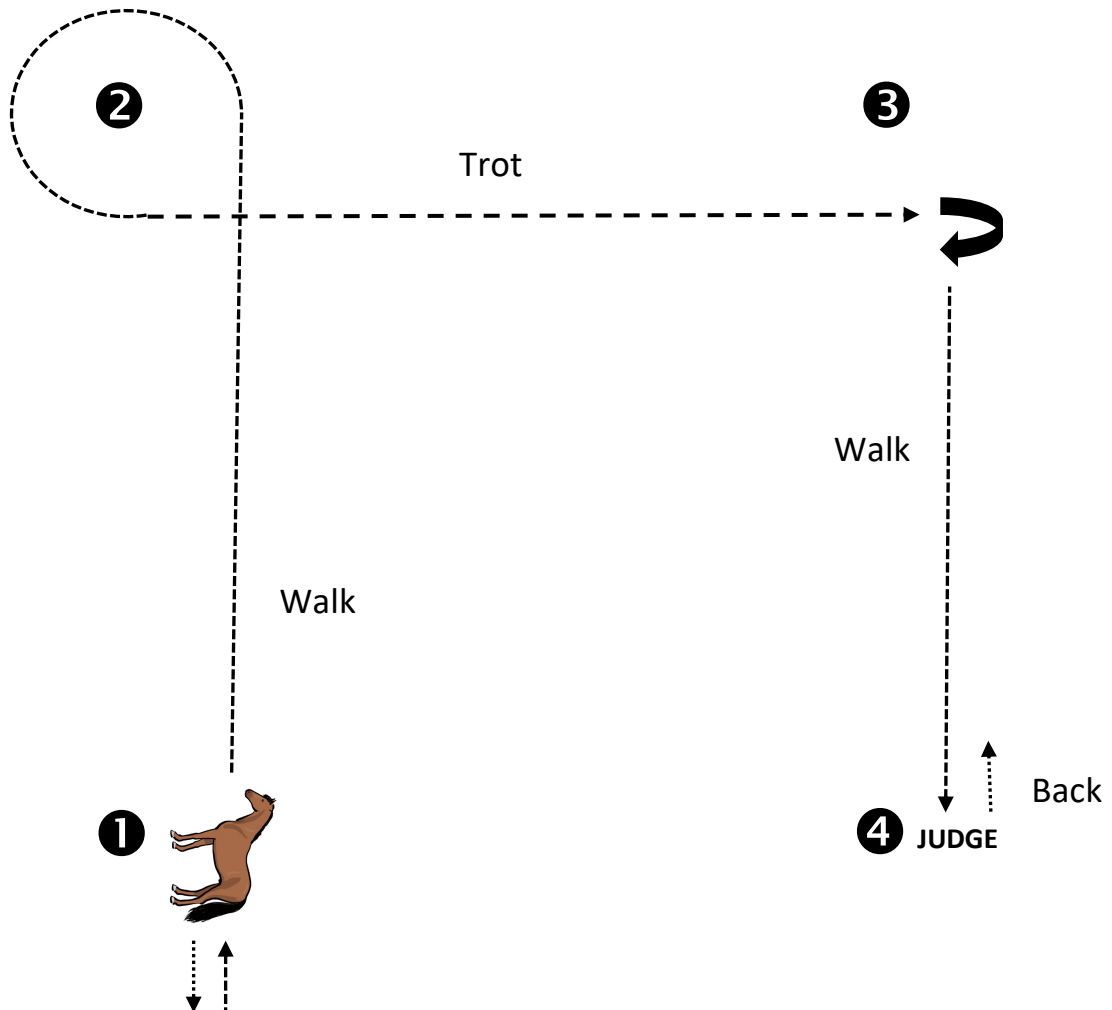


Walk/Trot Showmanship

Judge: Kim Giglio

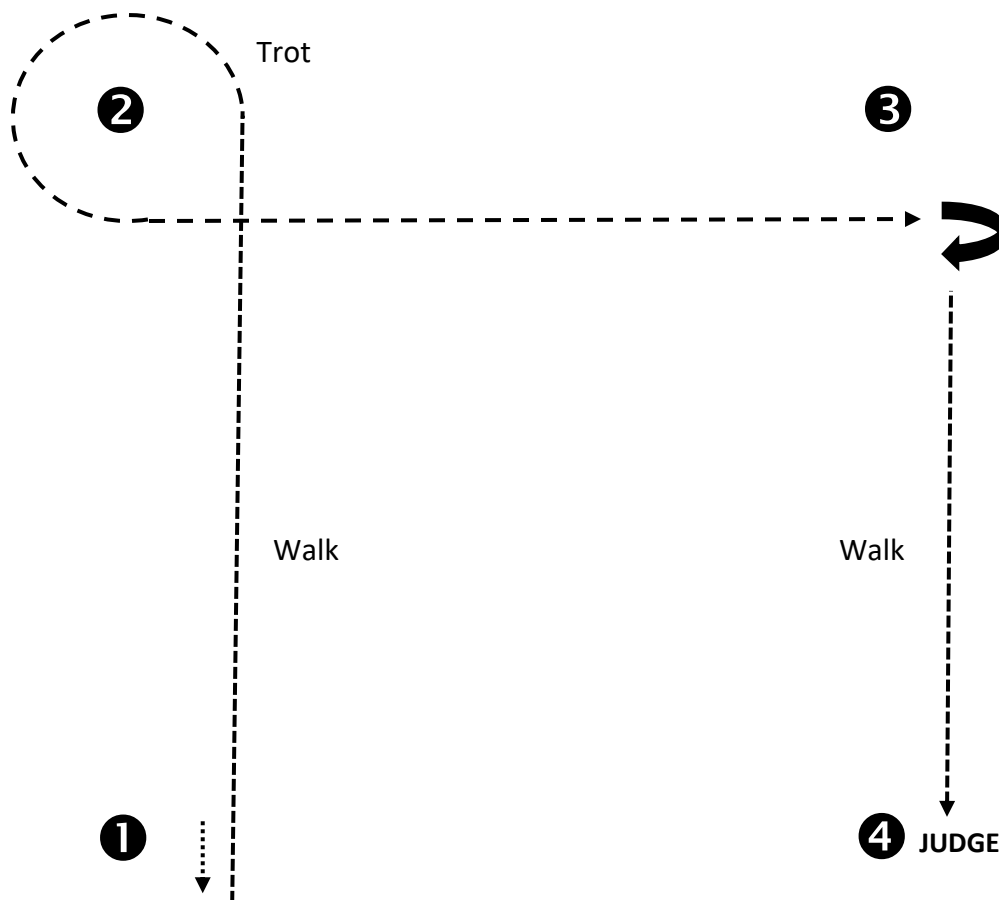


Instructions

1. Be ready at Cone 1. When acknowledged, walk to and around Cone 2.
2. Transition to a trot and continue to Cone 3.
3. Halt. Perform a 90-degree (1/4) right turn. (Haunch turn preferred.)
4. Walk a straight line to the judge.
5. Halt. Back 4 steps.
6. Set up for inspection.
7. When excused, return to line as directed by the Ring Steward.

Junior Showmanship

Judge: Kim Giglio

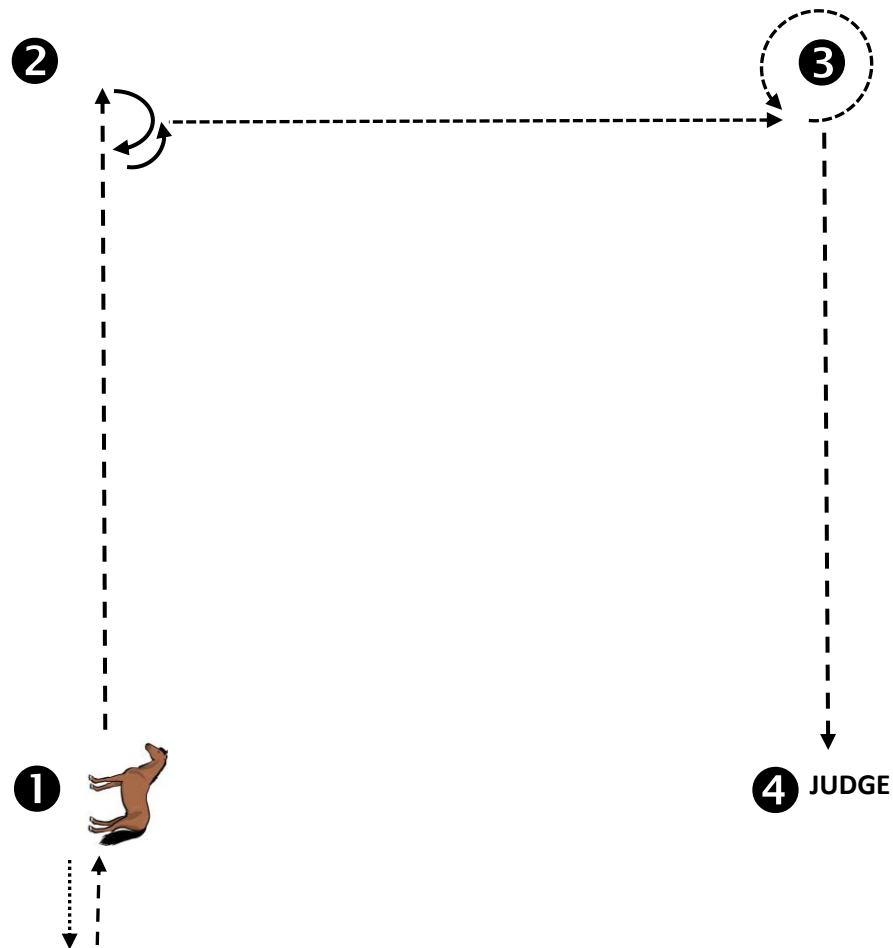


Instructions

1. Be ready at Cone 1. When acknowledged, back four steps.
2. Immediately walk forward and continue to and around Cone 2.
3. Transition to a trot and continue to Cone 3.
4. Halt. Perform a 90-degree (1/4) right turn. (Haunch turn preferred.)
5. Walk a straight line to the judge.
6. Halt. Set up for inspection.
7. When excused, return to line as directed by the Ring Steward.

Showmanship – Intermediate & Adult

Judge: Kim Giglio

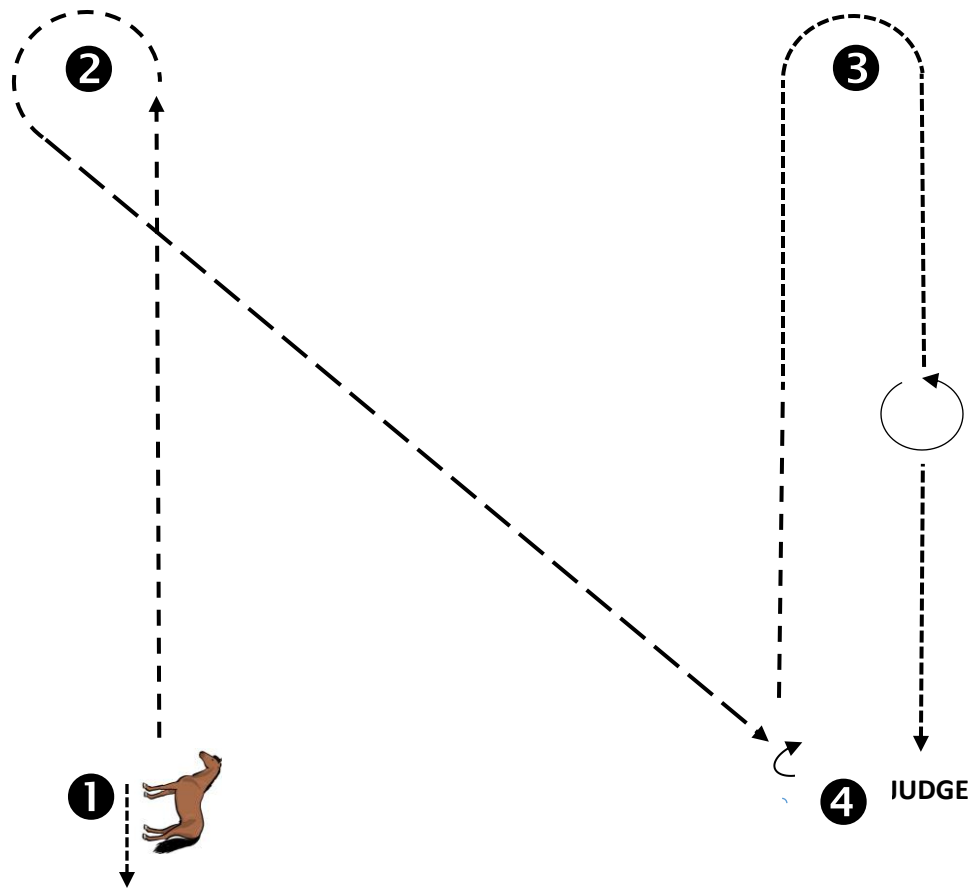


Instructions

1. Be ready at Cone 1. When acknowledged, back six steps.
2. Immediately trot forward to Cone 2.
3. Halt. Perform a 180-degree (1/2) right haunch turn.
4. Perform a 90-degree (1/4) left forehand turn.
5. Walk briskly to and around Cone 3.
6. Trot straight to judge.
7. Halt. Set up for inspection.
8. When excused, return to line as directed by the Ring Steward.

Showmanship – Senior

Judge: Kim Giglio



Instructions

1. Be ready at Cone 1. When acknowledged, back six steps.
2. Immediately trot to and around Cone 2.
3. Continue across the diagonal to Cone 4 showing an extension of the trot.
4. Halt. Immediately perform a 225-degree right haunch turn.
5. Trot halfway to Cone 3.
6. Transition to a walk and continue to and around Cone 3.
7. When halfway to judge, halt. Perform a 360-degree left forehand turn.
8. Walk to judge. Halt. Set up for inspection.
9. When excused, return to line as directed by the Ring Steward.

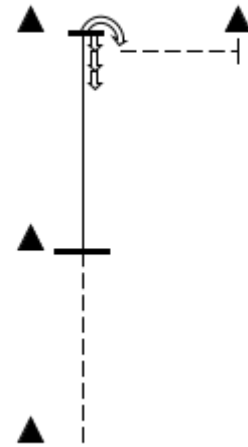
SHOWMANSHIP

BRONZE MEDAL

PATTERN # 1

1. Start at A.
2. Trot from A to B.
3. At B, stop. Turn 360-degrees on the haunches. Stop.
4. Walk to C. Stop.
5. Back four steps, pause, step forward to original position. Stop.
6. Turn 90-degrees to the right.
7. Trot to D and set up for inspection.
8. After inspection, judge will ask a question about the parts of the horse.
9. Exhibitor is excused to lineup.

Cones 30' apart



SHOWMANSHIP

SILVER MEDAL

PATTERN # 1

1. Start at A. Walk to B.
2. At B, stop. Back three steps. Turn 360-degrees on the haunches.
3. Trot a figure eight. Circles should be about 30' in diameter, to the right first
4. Continue trotting to C. Side pass about five steps to the right.
5. Turn 90-degrees to the left on the forehand. Walk to D. Stop.
6. At D set up for inspection.
7. After inspection, pick up horse's forefoot designated by judge.
8. Judge may ask a question.
9. Exhibitor is excused to line up.

Cones 30' apart

