

Showmanship - Intermediate

High Blue = 92% - 100% (medals program qualification) Blue = 91% - 85% Red = 84% - 70% White = 69% -

#	Comments	Score	Danish	Placing
215	WTO Prompt @ start core smooth back & trot	86	B	1
1232	Line up w/ J w/ quarter set Horse clean			
215	WTO Prompt @ start smbk w/ L resist. to hd 180+			
156	w/ L resistance in return a little late on 1/4ing	80	R	4
235	Prompt Back + WTO Horse clean < 180 FHT crisp walk + need to walk <u>ground</u> core w/ quick setup 1/4ing +	84	R	3
256	WTO Horse clean w/ L res. in back Str. 1 → 2 180+ Come straight to J Be same to 1/4 before J starts walk around	85	B	2


SHOWMANSHIP

BRONZE MEDAL

PATTERN # 1

Cones 30' apart

- ✓ 1. Start at A.
- 2. Trot from A to B. *Almost halt*
- 3. At B, stop. Turn 360-degrees on the haunches. Stop. *af fwd motion*
- 4. Walk to C. Stop.
- 5. Back four steps, pause, step forward to original position. Stop.
- 6. Turn 90-degrees to the right. *Back steps*
- 7. Trot to D and set up for inspection. *not lined up*
- 8. After inspection, judge will ask a question about the parts of the horse.
- 9. Exhibitor is excused to lineup.



Rider # 105

Comments: Prompt

Medal Awarded: YES NO

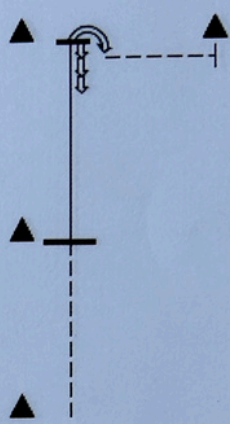
Judge's Signature: *[Handwritten Signature]*

SHOWMANSHIP

BRONZE MEDAL

PATTERN # 1

Cones 30' apart



- 1. Start at A.
- 2. Trot from A to B.
- 3. At B, stop. Turn 360-degrees on the haunches. Stop.
- 4. Walk to C. Stop.
- 5. Back four steps, pause, step forward to original position. Stop.
- 6. Turn 90-degrees to the right. *slid back*
- 7. Trot to D and set up for inspection.
- 8. After inspection, judge will ask a question about the parts of the horse. *Engot*
- 9. Exhibitor is excused to lineup.

Rider # 116

Comments: Need 2 hands on lead @ all times
w/ more fluid turn

need 2 crispness throughout

Medal Awarded: YES NO

K. Myler
Judge's Signature:

317


SHOWMANSHIP

BRONZE MEDAL

PATTERN # 1

1. Start at A.
2. Trot from A to B. *1" hop*
3. At B, stop. Turn 360-degrees on the haunches. Stop. *1 step b/f*
4. Walk to C. Stop.
5. Back four steps, pause, step forward to original position. Stop.
6. Turn 90-degrees to the right.
7. Trot to D and set up for inspection. *tried*
8. After inspection, judge will ask a question about the parts of the horse. *angled*
9. Exhibitor is excused to lineup.

Cones 30' apart



Prompt

~~no medal~~
H. Dykes

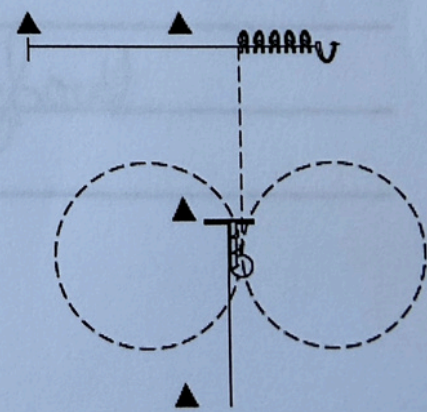
SHOWMANSHIP

SILVER MEDAL

PATTERN # 1

1. Start at A. Walk to B.
2. At B, stop. Back three steps. Turn 360-degrees on the haunches.
3. Trot a figure eight. Circles should be about 30' in diameter, to the right first
4. Continue trotting to C. Side pass about five steps to the right.
5. Turn 90-degrees to the left on the forehand. Walk to D. Stop.
6. At D set up for inspection.
7. After inspection, pick up horse's forefoot designated by judge.
8. Judge may ask a question.
9. Exhibitor is excused to line up.

Cones 30' apart



SHOWMANSHIP


BRONZE MEDAL

PATTERN # 1

Cones 30' apart

Handwritten marks: a circle around the number 1, and several 'x' marks next to the list items.

1. Start at A.
2. Trot from A to B.
3. At B, stop. Turn 360-degrees on the haunches. Stop. *small steps back*
4. Walk to C. Stop.
5. Back four steps, pause, step forward to original position. Stop.
6. Turn 90-degrees to the right.
7. Trot to D and set up for inspection. *slow setup*
8. After inspection, judge will ask a question about the parts of the horse.
9. Exhibitor is excused to lineup.



Rider # 335

Comments: _____

Medal Awarded: YES NO

[Handwritten Signature]

 Judge's Signature:

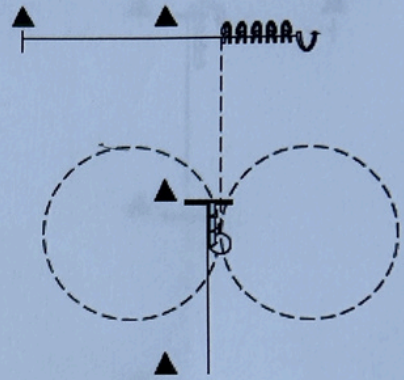
SHOWMANSHIP

SILVER MEDAL

PATTERN # 1

1. Start at A. Walk to B.
2. At B, stop. Back three steps. Turn 360-degrees on the haunches. *1 step back*
3. Trot a figure eight. Circles should be about 30' in diameter, to the right first
4. Continue trotting to C. Side pass about five steps to the right.
5. Turn 90-degrees to the left on the forehand. Walk to D. Stop.
6. At D set up for inspection. *str 2 J g*
7. After inspection, pick up horse's forefoot designated by judge.
8. Judge may ask a question.
9. Exhibitor is excused to line up.

Cones 30' apart



Rider # 235

Comments: _____

Medal Awarded: YES NO

Judge's Signature: _____

[Handwritten Signature]